





District Health Assessment for Multiple District 5M through February 2025

		Clubs							Membership							Member Strength		Cancellation		Reports			Finance	Leadership			
District Name	Status/ Number of Months in Status *	Active Clubs	Clubs in Status Quo	Total Clubs	% Status Quo Clubs in Financial Suspension	New Clubs	Cancelled Clubs	YTD Net Club Gain/Loss	Current Members In Active Clubs	Current Members In Status Quo Clubs	Current Total Members Count	YTD Add	YTD Drop	YTD NetGrowth (includes Active and Status Quo)	YTD NetGrowth% (includes Active and Status Quo)	Member Count 12 Months Ago	Average Member Count Per Club	% of Clubs with less than 20 members	Average Cancelled Club Age	Members Lost Due to Cancelled Clubs	% of Clubs Reporting Service	% No MMR in 3 Months	% No Officer Report in 12 months	% of Clubs with balance 90+ days	Number of Zone Chairs Recorded	Number of Region Chairs Recorded	District Officers Vacancies **
5M 10	T(24)	16	0	16	0%	0	0	0	350	0	350	39	14	25	7.69%	0	22	63%	0	0	94%	38%	0%	0%	0	0	
5M 11		17	0	17	0%	0	0	0	317	0	317	42	21	21	7.09%	0	19	65%	0	0	94%	24%	0%	0%	0	0	
5M 13	T(24)	46	0	46	0%	0	0	0	798	0	798	45	43	2	0.25%	0	17	65%	0	0	96%	48%	2%	0%	12	0	
		79	0	79	0%	0	0	0	1465	0	1465	126	78	48	3.39%	0	19	65%	0	0	95%	41%	1%	0%	12	0	



District Health Assessment for Multiple District 5 through February 2025

 Status/ District Name Number of Months in Status *		Clubs							Membership							Member Strength		Cancellation		Reports			Finance		Leadership		
		Active Clubs	Clubs in Status Quo	Total Clubs	% Status Quo Clubs in Financial Suspension	New Clubs	Cancelled Clubs	YTD Net Club Gain/ Loss	Current Members In Active Clubs	Current Members In Status Quo Clubs	Current Total Members Count	YTD Add	YTD Drop	YTD NetGrowth (includes Active and Status Quo)	YTD NetGrowth% (includes Active and Status Quo)	Member Count 12 Months Ago	Average Member Count Per Club	% of Clubs with less than 20 members	Average Cancelled Club Age	Members Lost Due to Cancelled Clubs	% of Clubs Reporting Service	% No MMR in 3 Months	% No Officer Report in 12 months	% of Clubs with balance 90+ days	Number of Zone Chairs Recorded	Number of Region Chairs Recorded	District Officers Vacancies **
5 SKN	T(24)	53	0	53	0%	0	0	0	1021	0	1021	70	79	-9	-0.87%	0	19	58%	0	0	38%	55%	0%	2%	6	0	
5 SKS		71	0	71	0%	0	0	0	1361	0	1361	81	75	6	0.44%	0	19	62%	0	0	54%	39%	0%	0%	6	1	
		124	0	124	0%	0	0	0	2382	0	2382	151	154	-3	-0.13%	0	19	60%	0	0	47%	46%	0%	1%	12	1	




District Health Assessment for Multiple District 19 through February 2025

District Name	Status/ Number of Months in Status *	Clubs							Membership							Member Strength		Cancellation		Reports			Finance	Leadership			
		Active Clubs	Clubs in Status Quo	Total Clubs	% Status Quo Clubs in Financial Suspension	New Clubs	Cancelled Clubs	YTD Net Club Gain/Loss	Current Members In Active Clubs	Current Members In Status Quo Clubs	Current Total Members Count	YTD Add	YTD Drop	YTD NetGrowth (includes Active and Status Quo)	YTD NetGrowth% (includes Active and Status Quo)	Member Count 12 Months Ago	Average Member Count Per Club	% of Clubs with less than 20 members	Average Cancelled Club Age	Members Lost Due to Cancelled Clubs	% of Clubs Reporting Service	% No MMR in 3 Months	% No Officer Report in 12 months	% of Clubs with balance 90+ days	Number of Zone Chairs Recorded	Number of Region Chairs Recorded	District Officers Vacancies **
19 I		45	0	45	0%	0	0	0	991	0	991	81	97	-16	-1.59%	0	22	40%	0	0	80%	33%	0%	0%	0	0	
19 L		84	2	86	100%	0	2	-2	1770	29	1799	132	215	-83	-4.41%	0	21	55%	9	23	48%	48%	1%	9%	12	0	
19 O		22	0	22	0%	0	0	0	579	0	579	59	44	15	2.66%	0	26	36%	0	0	73%	36%	0%	0%	0	0	
		151	2	153	100%	0	2	-2	3340	29	3369	272	356	-84	-2.43%	0	22	48%	9	23	61%	42%	1%	5%	12	0	




District Health Assessment for Multiple District 49 through February 2025

		Clubs							Membership							Member Strength		Cancellation		Reports			Finance	Leadership			
District Name	Status/ Number of Months in Status *	Active Clubs	Clubs in Status Quo	Total Clubs	% Status Quo in Financial Suspension	New Clubs	Cancelled Clubs	YTD Net Club Gain/Loss	Current Members In Active Clubs	Current Members In Status Quo Clubs	Current Total Members Count	YTD Add	YTD Drop	YTD NetGrowth (includes Active and Status Quo)	YTD NetGrowth% (includes Active and Status Quo)	Member Count 12 Months Ago	Average Member Count Per Club	% of Clubs with less than 20 members	Average Cancelled Club Age	Members Lost Due to Cancelled Clubs	% of Clubs Reporting Service	% No MMR in 3 Months	% No Officer Report in 12 months	% of Clubs with balance 90+ days	Number of Zone Chairs Recorded	Number of Region Chairs Recorded	District Officers Vacancies **
49 B	T(24)	5	0	5	0%	0	0	0	68	0	68	5	6	-1	-1.45%	0	14	60%	0	0	20%	20%	0%	20%	0	0	
		5	0	5	0%	0	0	0	68	0	68	5	6	-1	-1.45%	0	14	60%	0	0	20%	20%	0%	20%	0	0	




District Health Assessment for Multiple District A through February 2025

		Clubs							Membership							Member Strength		Cancellation		Reports			Finance	Leadership			
District Name	Status/ Number of Months in Status *	Active Clubs	Clubs in Status Quo	Total Clubs	% Status Quo Clubs in Financial Suspension	New Clubs	Cancelled Clubs	YTD Net Club Gain/ Loss	Current Members In Active Clubs	Current Members In Status Quo Clubs	Current Total Members Count	YTD Add	YTD Drop	YTD NetGrowth (includes Active and Status Quo)	YTD NetGrowth% (includes Active and Status Quo)	Member Count 12 Months Ago	Average Member Count Per Club	% of Clubs with less than 20 members	Average Cancelled Club Age	Members Lost Due to Cancelled Clubs	% of Clubs Reporting Service	% No MMR in 3 Months	% No Officer Report in 12 months	% of Clubs with balance 90+ days	Number of Zone Chairs Recorded	Number of Region Chairs Recorded	District Officers Vacancies **
A 1	T(24)	37	0	37	0%	0	0	0	1110	0	1110	67	85	-18	-1.60%	0	30	24%	0	0	51%	30%	0%	3%	5	2	
A 2		43	0	43	0%	0	0	0	1321	0	1321	107	80	27	2.09%	0	31	40%	0	0	74%	33%	2%	0%	6	3	
A 3	T(23)	48	0	48	0%	0	0	0	1245	0	1245	126	95	31	2.55%	0	26	38%	0	0	77%	27%	2%	6%	8	3	
A 4		61	0	61	0%	0	0	0	1346	0	1346	114	82	32	2.44%	0	22	46%	0	0	43%	49%	0%	5%	7	0	
A 5	T(24)	53	0	53	0%	1	0	1	1113	0	1113	100	98	2	0.18%	0	21	49%	0	0	60%	43%	6%	4%	23	0	
A 711		74	0	74	0%	1	4	-3	1468	0	1468	246	135	111	8.18%	0	20	54%	28	41	50%	50%	7%	5%	12	4	
A 9	T(24)	40	0	40	0%	0	0	0	1118	0	1118	59	92	-33	-2.87%	0	28	40%	0	0	80%	48%	3%	3%	7	0	
A 12	T(24)	44	0	44	0%	0	0	0	995	0	995	83	87	-4	-0.40%	0	23	39%	0	0	61%	43%	0%	2%	7	3	
A 15		56	0	56	0%	0	1	-1	1302	0	1302	98	67	31	2.44%	0	23	50%	80	0	50%	45%	0%	2%	6	3	
A 16	T(24)	55	0	55	0%	1	0	1	1176	0	1176	129	82	47	4.16%	0	21	49%	0	0	95%	42%	0%	5%	7	4	
		511	0	511	0%	3	5	-2	12194	0	12194	1129	903	226	1.89%	0	24	44%	38	41	63%	42%	2%	4%	88	22	




District Health Assessment for Multiple District N through February 2025

		Clubs							Membership							Member Strength		Cancellation		Reports			Finance		Leadership		
District Name	Status/ Number of Months in Status *	Active Clubs	Clubs in Status Quo	Total Clubs	% Status Quo Clubs in Financial Suspension	New Clubs	Cancelled Clubs	YTD Net Club Gain/Loss	Current Members In Active Clubs	Current Members In Status Quo Clubs	Current Total Members Count	YTD Add	YTD Drop	YTD NetGrowth (includes Active and Status Quo)	YTD NetGrowth% (includes Active and Status Quo)	Member Count 12 Months Ago	Average Member Count Per Club	% of Clubs with less than 20 members	Average Cancelled Club Age	Members Lost Due to Cancelled Clubs	% of Clubs Reporting Service	% No MMR in 3 Months	% No Officer Report in 12 months	% of Clubs with balance 90+ days	Number of Zone Chairs Recorded	Number of Region Chairs Recorded	District Officers Vacancies **
N 1		69	0	69	0%	1	1	0	1390	0	1390	134	107	27	1.98%	0	20	58%	43	0	80%	48%	0%	1%	0	0	
N 2		66	1	67	0%	0	1	-1	1575	0	1575	127	132	-5	-0.32%	0	24	52%	8	8	78%	46%	4%	0%	13	0	
N 3	T(24)	47	0	47	0%	0	1	-1	1048	0	1048	74	150	-76	-6.76%	0	22	38%	64	13	62%	43%	0%	2%	8	0	
N 4	T(24)	49	0	49	0%	0	0	0	1043	0	1043	71	99	-28	-2.61%	0	21	49%	0	0	94%	43%	0%	4%	8	0	
		231	1	232	0%	1	3	-2	5056	0	5056	406	488	-82	-1.60%	0	22	50%	38	21	78%	45%	1%	2%	29	0	



District Health Assessment for Multiple District U through February 2025

		Clubs							Membership							Member Strength		Cancellation		Reports			Finance	Leadership			
District Name	Status/ Number of Months in Status *	Active Clubs	Clubs in Status Quo	Total Clubs	% Status Quo Clubs in Financial Suspension	New Clubs	Cancelled Clubs	YTD Net Club Gain/Loss	Current Members In Active Clubs	Current Members In Status Quo Clubs	Current Total Members Count	YTD Add	YTD Drop	YTD NetGrowth (includes Active and Status Quo)	YTD NetGrowth% (includes Active and Status Quo)	Member Count 12 Months Ago	Average Member Count Per Club	% of Clubs with less than 20 members	Average Cancelled Club Age	Members Lost Due to Cancelled Clubs	% of Clubs Reporting Service	% No MMR in 3 Months	% No Officer Report in 12 months	% of Clubs with balance 90+ days	Number of Zone Chairs Recorded	Number of Region Chairs Recorded	District Officers Vacancies **
U 1	T(24)	43	0	43	0%	1	1	0	1049	0	1049	115	81	34	3.35%	0	24	47%	21	5	95%	33%	2%	12%	8	0	
U 2	T(24)	40	0	40	0%	0	1	-1	1015	0	1015	74	52	22	2.22%	0	25	30%	41	9	90%	53%	0%	0%	10	0	
U 3	T(24)	35	0	35	0%	0	0	0	777	0	777	41	35	6	0.78%	0	22	40%	0	0	94%	57%	0%	3%	8	0	
U 4	T(24)	31	0	31	0%	0	1	-1	574	0	574	46	40	6	1.06%	0	19	55%	51	13	71%	55%	3%	6%	7	0	GLT
		149	0	149	0%	1	3	-2	3415	0	3415	276	208	68	2.03%	0	23	42%	37	27	89%	48%	1%	5%	33	0	



District Health Assessment for Multiple District C through February 2025

District Name	Status/ Number of Months in Status *	Clubs							Membership							Member Strength		Cancellation		Reports			Finance		Leadership		
		Active Clubs	Clubs in Status Quo	Total Clubs	% Status Quo Clubs in Financial Suspension	New Clubs	Cancelled Clubs	YTD Net Club Gain/Loss	Current Members In Active Clubs	Current Members In Status Quo Clubs	Current Total Members Count	YTD Add	YTD Drop	YTD NetGrowth (includes Active and Status Quo)	YTD NetGrowth% (includes Active and Status Quo)	Member Count 12 Months Ago	Average Member Count Per Club	% of Clubs with less than 20 members	Average Cancelled Club Age	Members Lost Due to Cancelled Clubs	% of Clubs Reporting Service	% No MMR in 3 Months	% No Officer Report in 12 months	% of Clubs with balance 90+ days	Number of Zone Chairs Recorded	Number of Region Chairs Recorded	District Officers Vacancies **
C 1		87	0	87	0%	0	0	0	1628	0	1628	120	90	30	1.88%	0	19	68%	0	0	43%	49%	0%	3%	13	0	
C 2		82	0	82	0%	0	1	-1	1820	0	1820	150	147	3	0.17%	0	22	48%	43	13	65%	44%	2%	2%	10	0	GLT
		169	0	169	0%	0	1	-1	3448	0	3448	270	237	33	0.97%	0	20	58%	43	13	53%	47%	1%	3%	23	0	

* - District Status: P - Provisional, T - Transitional.
** - District Officers Vacancies: DG - District Governor, 1st VDG - First Vice District Governor, 2nd VDG - Second Vice District Governor.